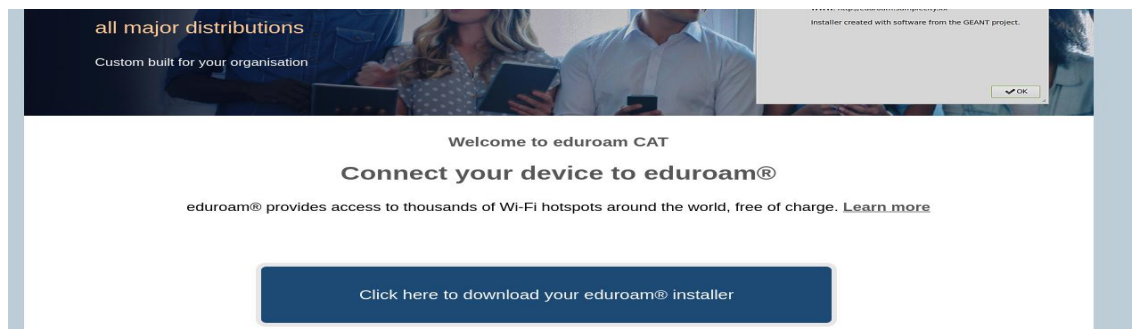


Manual for Downloading and Installing the eduroam CAT Tool

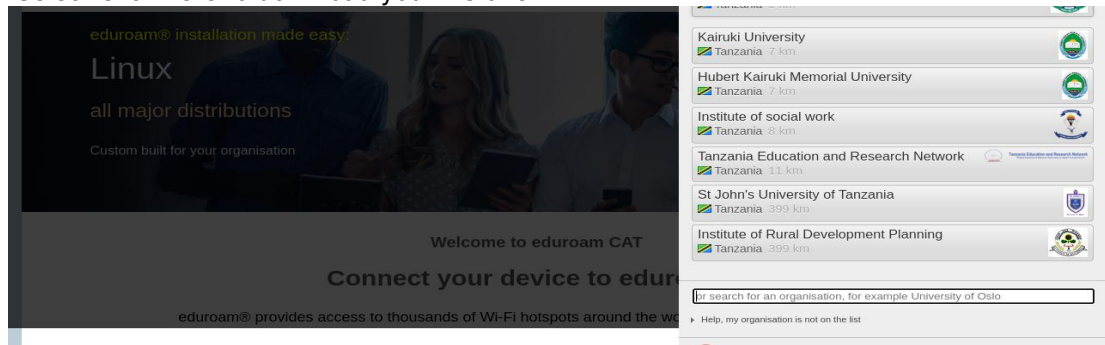
CAT tool for eduroam is the eduroam Configuration Assistant Tool. It is designed to help users configure their devices to connect to the eduroam network securely and easily. Eduroam (education roaming) is a global wireless network access service developed for the international research and education community

1. For windows

-Visit the eduroam CAT Website: <https://cat.eduroam.org/>



-Select Click here to download your installer

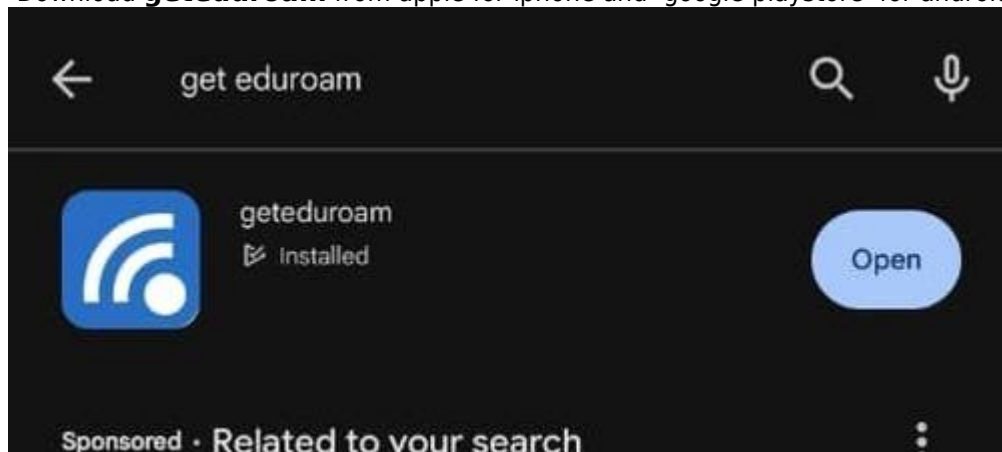


Then select your institution to download eduroam installer

- Once downloaded, run the eduroam CAT tool.
- Follow the prompts to enter your institution's credentials (username and password).
- Complete the setup to configure eduroam on your Windows device.

2. For Android and Apple phones

-Download **geteduroam** from apple for iphone and google playstore for android



-Search your institution and connect to eduroam

